




Learning Centre Makeover

Educator Name: Asma Jawed

<p style="text-align: center;">Before</p> <p style="text-align: center;">(In the cell below, paste a photo of your “before” learning centre)</p>	<p style="text-align: center;">Your Reflections</p> <p style="text-align: center;">(What were you dissatisfied with in your “before” learning centre?)</p>	<p style="text-align: center;">After</p> <p style="text-align: center;">(In the cell below, paste a photo of your “after” learning centre)</p>	<p style="text-align: center;">Impact on Children</p> <p style="text-align: center;">(Do you feel that what you did improved the learning opportunities for the children?)</p>
	<ul style="list-style-type: none"> • Teacher-directed – the objects were set out as invitations and provocations. • Students don't have any interest in the materials that have been put out. • Students feel that they're doing “work” when asked to choose to go to discovery table. • Because students are not interested that's why there is no home connection as they don't talk about it at home. 		<ul style="list-style-type: none"> • Student-directed – Students contribute to this centre. They bring in objects that they wonder about. Pose questions and come up with their own theories. • Home connection – Parents involvement in this centre has been an important part of our learning journey. They take their children on their own wonder walks and send objects that their child wonders and questions about. • Students use their senses to describe these objects. Write/draw their own wonderings and theories. Ask us to help research about their objects. • Students are more involve and are going to our “Discovery Table” more than they use to.



This interactive ETFO blog is a central repository for early learning focusing on teaching and learning across the primary grades.

Early Learning Central
Teaching and Learning with Primary Children
earlylearningcentral.ca

